

Power Sockets with Sleeve Drive – Square Drive 3/8“



6-point – normal

Model	Item No.	A/F mm	Form	L mm	D1 mm	D2 mm	L2 mm
KH3/8 - 6	300006	6	AS	43	11	19	5
KH3/8 - 8	300008	8	AS	43	13	19	7
KH3/8 - 9	300009	9	AS	43	15	19	7
KH3/8 - 10	300010	10	AS	43	16	19	8
KH3/8 - 11	300011	11	SA	43	17.5	19	9
KH3/8 - 12	300012	12	BS	43	19	19	9
KH3/8 - 13	300013	13	AS	43	20	22	9
KH3/8 - 14	300014	14	AS	43	21	22	9
KH3/8 - 15	300015	15	BS	43	22	22	11
KH3/8 - 16	300016	16	CS	43	24	22	11
KH3/8 - 17	300017	17	CS	43	25	22	11
KH3/8 - 18	300018	18	CS	43	26	22	11
KH3/8 - 19	300019	19	CS	43	27.5	22	11
KH3/8 - 21	300020	21	CS	43	30	22	13

6-point – long

Model	Item No.	A/F mm	Form	L mm	D1 mm	D2 mm	L2 mm
KH3/8-6-100	300050	6	DS	100	10.5	22	4
KH3/8-8-100	300051	8	DS	100	12.5	22	8
KH3/8-10-100	300052	10	DS	100	15	22	8
KH3/8-12-100	300053	12	DS	100	18	22	9
KH3/8-13-100	300054	13	DS	100	19	22	9
KH3/8-14-100	300055	14	DS	100	20	22	9
KH3/8-15-100	300056	15	DS	100	21	22	11
KH3/8-16-100	300057	16	DS	100	22.5	22	11
KH3/8-17-100	300058	17	DS	100	24	22	11
KH3/8-6-150	300110	6	DS	150	10.5	22	4
KH3/8-8-150	300111	8	DS	150	12.5	22	8
KH3/8-10-150	300112	10	DS	150	15	22	8
KH3/8-12-150	300113	12	DS	150	18	22	9
KH3/8-13-150	300114	13	DS	150	19	22	9
KH3/8-14-150	300115	14	DS	150	20	22	9
KH3/8-15-150	300116	15	DS	150	21	22	11
KH3/8-16-150	300117	16	DS	150	22.5	22	11
KH3/8-17-150	300118	17	DS	150	24	22	11
KH3/8-6-200	300150	6	DS	200	10.5	22	4
KH3/8-8-200	300151	8	DS	200	12.5	22	8
KH3/8-10-200	300152	10	DS	200	15	22	8
KH3/8-12-200	300153	12	DS	200	18	22	9
KH3/8-13-200	300154	13	DS	200	19	22	9
KH3/8-14-200	300155	14	DS	200	20	22	9
KH3/8-15-200	300156	15	DS	200	21	22	11
KH3/8-16-200	300157	16	DS	200	22.5	22	11
KH3/8-17-200	300158	17	DS	200	24	22	11
KH3/8-19-200	300159	19	DS	200	27	22	11



Torx® E

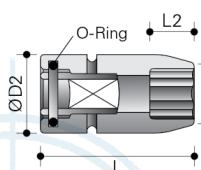
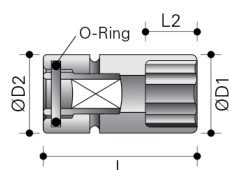
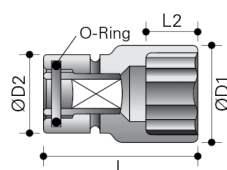
Model	Item No.	Torx #	Form	L mm	D1 mm	D2 mm	L2 mm
KH3/8-E5	300410	E5	AS	43	8	19	4.5
KH3/8-E6	300411	E6	AS	43	9	19	5
KH3/8-E7	300412	E7	AS	43	9.5	19	6
KH3/8-E8	300413	E8	AS	43	11	19	6.5
KH3/8-E10	300414	E10	AS	43	13	19	7.5
KH3/8-E11	300415	E11	AS	43	14	19	8
KH3/8-E12	300416	E12	AS	43	15.5	19	8.5
KH3/8-E14	300417	E14	AS	43	17.5	22	10
KH3/8-E16	300418	E16	AS	43	18.5	22	11

Application advise

INFO

Worn sockets cause a loss of power and also wear out the square drive of the tool. This also causes increasing vibrations, which makes working more difficult.

Worn power sockets should therefore be replaced at an early stage.

Form AS

Form BS

Form CS

Form DS
