



■ Parts for Liner Case

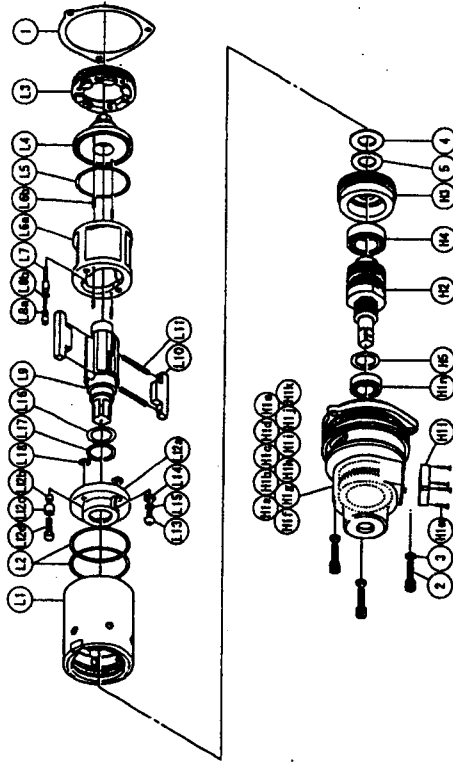
No.	Name of Parts	Per set	Parts No.
L	Liner Case Assy.	1 set	0261 0422 0489
L1	Liner Case	1	0238 0422 00 00
L2	O-Ring N45	2	9010 4043 00 00
L3	Liner Cap	1	0213 0423 00 00
L4	Liner Upper Plate	1	0237 0424 00 00
L5	O-Ring N39	1	9010 4031 00 00
L6	Liner Assy.	1 set	0237 0425 03 99
	a) Liner	1	※ ↑
	b) Pin 3X7 <41-44HRC>	4	8052 1032 00 00
L7	Relief Valve	1	0322 0245 00 00
L8	Spring Guide (B) Assy.	1 set	0237 0510 00 99
	a) Spring Guide B	1	※ ↑
	b) O-Ring N3	1	9010 4025 00 00
L9	Liner Shaft	1	0261 0796 02 00
L10	Blade	2	0241 0719 00 00
L11	Double Spring	2	8020 1342 00 00
	1) Spring 4X35	2	8020 1343 00 00
	2) Spring 2.7X35	2	8020 1343 00 00
L12	Liner Lower Plate (A) Assy.	1 set	0238 0426 0489
	a) Liner Lower Plate	1	※ ↑
	b) Nylon Bushing M4	1	0261 0431 00 00
	c) Bushing	1	0261 0728 00 00
	d) Adjust Bolt	1	0238 0522 0200
L13	Oil Plug M4	1	0048 0010 00 00
L14	Washer 6.5X8.5X1.1	1	8040 1073 00 00
L15	O-Ring N4	1	9010 4021 00 00
L16	O-Ring 2.55X17.8X22.9 (HS70)	1	9010 6017 00 00
L17	Back-Up Ring 18X22.4X0.8	1	9090 1006 00 00
L18	O-Ring N6	2	9010 4026 00 00
	The part S-Packing B	1	0232 0003 00 02

So please order it as a unit of assembly shown by arrow mark (↑).

SYSTEM WRENCH

MODELS (YES/No.)	TOOL No.
YEX-901 (03)	0261 0000 03 00
YEX-901-G (03)	0261 0000 03 11

■ Exploded View of Liner Case and Hammer Case



■ Parts For Hammer Case

No.	Name of Parts	Per set	Parts No.
H	Hammer Case Assy.	1 set	0279 0401 00
H1	Hammer Case (A) Assy.	1 set	0238 0401 00
	a) Hammer Case	1	※ ↑
	b) Core A Assy.	1 set	※ ↑
	c) Core B	1	※ ↑
	d) Spacer A	1	※ ↑
	e) Core C	1	※ ↑
	f) Core D Assy.	1 set	※ ↑
	g) Screw M4X5 P=0.7	1	9480 1006 00
	h) Print Basic B Assy.	1 set	0127 0798 00
	i) O-Ring N56	1	9010 4037 00
	Slide Cover Assy.	1 set	0232 0035 00
	j) Slide Cover	1	0232 0035 00
	k) O-Ring N63	1	9010 4038 00
	l) Cover Plate	1	0127 0014 00
	m) + Screw M3X16 P=0.5	4	9460 2005 00
	n) Ball Bearing 6803ZZ	1	9100 5027 00
H2	Main Shaft Assy.	1 set	0279 0614 00
H3	Bearing Case	1	0127 0650 00
H4	Ball Bearing 6903ZZ	1	9100 5025 00
H5	Spacer C	1	0238 0119 00
2	Hex. Bolt M5X18 P=0.8	3	8070 3052 00
3	Spring Washer M5	3	9200 3005 00
4	Washer 14.6X26X1	1	8042 1008 00
5	Washer 14.6X26X1	1	8041 5013 00
6	Touch Joint 1/4-07	1	9690 0007 00
	Standard Accessories		
	TF Pin 2X90	1	8051 6001 00
	Protector	1	0261 0029 00

Parts for YEX-901-G <03>

No.	Name of Parts	Per set	Parts No.
H'	Hammer Case Assy.	1 set	0261 0401 00
H1'	Hammer Case Assy. (1)	1 set	0261 0401 00
	a) Hammer Case A	1	※ ↑
	e) Regulator Cap	1	0143 0204 00
	i) O-Ring N12	1	9010 4005 00
	Standard Accessories		
	TF Pin 2X90	1	8051 6001 00



The part "※" can not be supplied individually. So please order it as a unit of assembly shown by arrow mark (↑).



YOKOTA EUROPE BV

e-mail info@impulsetools.com http://www.impulsetools.com

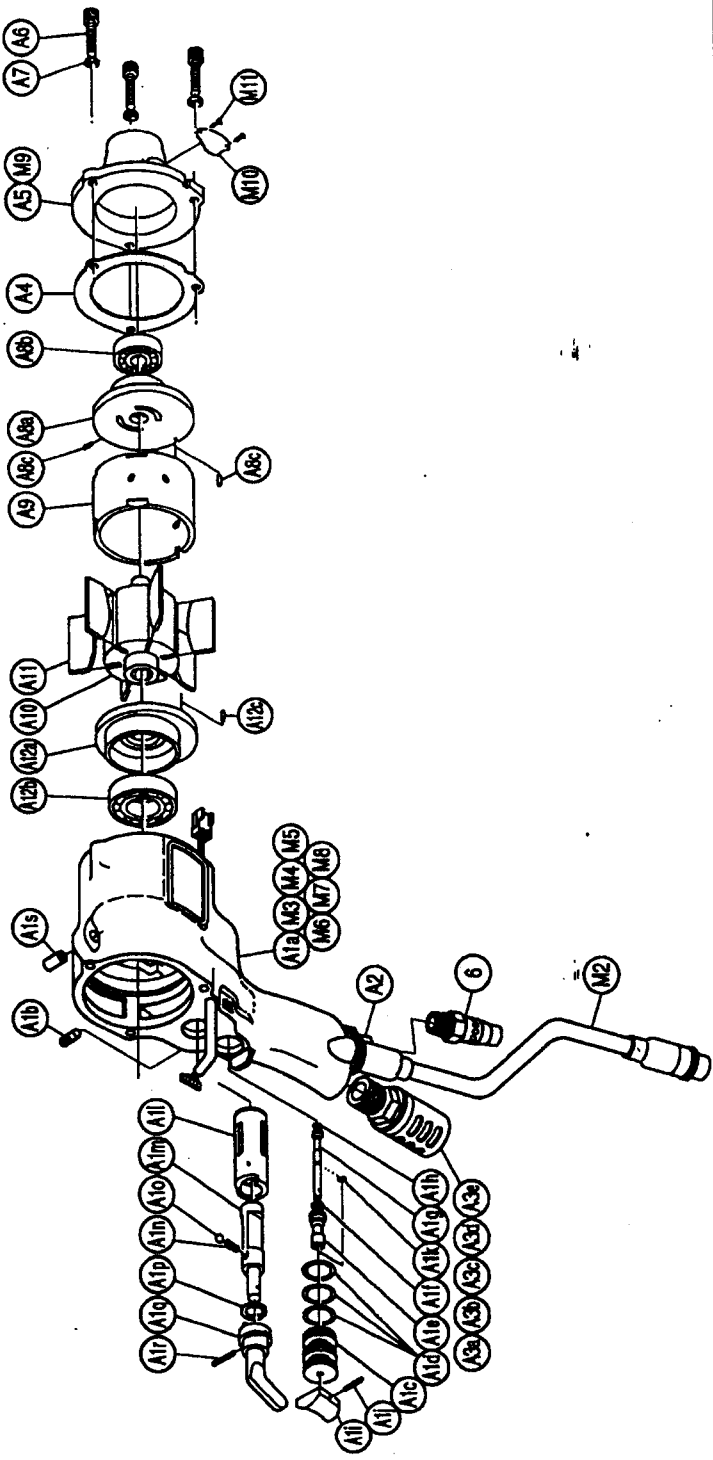
P.O. BOX 362 NL-1000 AJ AMSTERDAM PHONE: 020-625 28 53 FAX: 020-625 35 69
Hydraulic Impulse Wrenches, Impact Wrenches, Drills, Grinders, Screw Drivers, Chippers, Saws, Pumps.



SYSTEM WRENCH

MODELS	(YES/No.)	TOOL No.
YEX-901	(03)	0261 0000 03 00
YEX-901-G	(03)	0261 0000 03 11

No.	Name of Parts	Per set	Parts No.	No.	Name of Parts	Per set	Parts No.
M1	Motor Case Assy.	1 set	0238 0011 02 99	A12	Lower Plate Assy.	1 set	0947 0307 00 99
	Motor Case Assy. (1)	1 set	0238 0011 01 89		a) Lower Plate	1	0947 0307 00 00
A1	Motor Case (B) Assy.	1 set	0238 0011 00 97		b) Ball Bearing 6003	1	9100 1018 00 00
	a) Motor Case	1	*		c) S.R.Pin 2X5	1	9250 6001 00 00
	b) Screw M5X8 P=0.8	1	9480 1010 00 00	M2	Holder Assy.	1 set	0407 0717 00 99
	Throttle Bushing Assy.	1 set	2058 0104 00 99	M3	Contraction Tube 3'X15	1	9380 5007 00 00
	c) Throttle Bushing	1	*	M4	Pipe	1	0261 0813 00 00
	d) O-Ring N15	3	9010 4008 00 00	M5	Socket Housing DIC-130	5	8470 2061 00 00
	Throttle Rod Bushing Assy.	1 set	0078 0105 00 99	M6	Contraction Tube W3C1/2X5	1	9380 5005 00 00
	e) Throttle Rod Bushing	1	*	M7	Socket Connector 170205-1	2	8480 1001 00 00
	f) O-Ring No.3 (Hs90)	1	9010 3021 00 00	M8	Socket Housing 171822-2	1	8470 1001 00 00
	Throttle Rod Assy.	1 set	2058 0106 01 99	M9	Buzzer Basic Assy.	1 set	0127 0798 00 98
	g) Throttle Rod	1	*	M10	Cover	1	0238 0708 00 00
	h) O-Ring N2	1	9010 4001 00 00	M11	+ Screw M3X5	2	9400 2019 00 00
	i) Throttle Knob	1	2024 0153 00 00				
	j) S.R.Pin 1.5X14	1	9250 1005 00 00				
	k) Snap Ring ETW-2.8	1	9040 5008 00 00				
	l) Reverse Bushing	1	0048 0004 01 00				
	m) Reverse Valve	1	0048 0005 01 00				
	n) Spring 3X10 N=7 0.5"	1	8020 1004 00 00				
	o) Ball 1/8 S	1	9150 3009 00 00				
	p) Snap Ring IRTW-12	1	9040 3002 00 00				
	q) Reverse Lever	1	0048 0007 01 00				
	r) S.R.Pin 3X14	1	9250 1049 00 00				
	s) S.R.Pin 6X10	1	9250 1082 00 00				
A2	Hose Joint	1	0078 0113 00 00				
A3	Silencer Assy. PF3/8	1 set	0405 0053 01 99				
	a) Silencer Body PF3/8	1	*				
	b) Silencer Cover	1	3048 0081 02 00				
	c) Silencer Sheet	1	0405 0032 00 00				
	d) Joint Ring	1	1105 0116 00 00				
	e) O-Ring N20	1	9010 4010 00 00				
A4	S-Packing A	1	0232 0003 00 01				
A5	Motor Case Cover	1	0232 0001 00 00				
A6	Hex. Bolt M5X14 P=0.8	3	9070 3050 00 00				
A7	Spring Washer M5	3	9200 3005 00 00				
A8	Upper Plate Assy.	1 set	0947 0303 00 99				
	a) Upper Plate	1	0947 0303 00 00				
	b) Ball Bearing 6000	1	9100 1015 00 00				
	c) S.R.Pin 2X5	2	9250 6001 00 00				
A9	Cylinder	1	0213 0304 00 00				
A10	Rotor	1	0213 0305 00 00				
A11	Vane	6	0237 0306 00 00				



YOKOTA EUROPE BV
 e-mail info@impulsetools.com http://www.impulsetools.com
 P.O. BOX 392 NL-1000 AJ AMSTERDAM PHONE: 020-625 29 53 FAX: 020-425 95 89
 Hydraulic Impulse Wrenches, Impact Wrenches, Drills, Grinders, Screw Drivers, Chippers, Scales, Pumps.

The part "*" can not be supplied individually.
 So please order it as a unit of assembly
 shown by arrow mark (↑).